Description	Symbol	Unit	MKD071B-024		
Cooling mode – Motor overtemperature			Natural 60K	Natural 100K	Surface 60K /100K
Electric parameters					
Characteristic motor speed	n_K	min^{-1}	2000		
Continous torque at standstill	M_{dN}	Nm	8,0	9,0	12,0
Continous current at standstill	I_{dN}	A	4,4	5,1	6,6
Peak current	I_{max}	A	19,8		
Torque constant at 20°C [1])	K_m	Nm/A	2,01		
Voltage constant at 20°C	$K_{E(eff)}$	$V/1000min^{-1}$	174,9		
Winding resistance at 20°C	R_{12}	Ω	8,4		
Winding inductace	L_{12}	mH	34,4		
Number of pole pairs	p		4		
Rated data [2])					
Rated speed	n_N	min^{-1}	2000	2000	2000
Rated torque	M_N	Nm	5,8	6,8	10,5
Rated current	I_N	A	2,2	2,7	4,1
Rated power	P_N	kW	1,4	1,8	2,7
Rated voltage	U_N	V	372	377	395
Rated frequency	f_N	Hz	100	100	100
Mechanical parameters					
Rotor inertia	J_M	kgm^2	$8,7 \times 10^{-4}$		
Theoretical maximum torque	M_{max}	Nm	32		
Minimum strand cross-sectíon [4])	S	mm^2	1	1	1
Thermal time constant	T_{th}	min	45	45	20
Maximum speed	n_{max}	min^{-1}	4000		
Motor mass [3]) [5])	m	kg	8,8		
Perm. storage and transport temp.	T_L	°C	-20 to +80		
Permissible ambient temperature [6])	T_{um}	°C	0 to +40		
Max. setup height [6])	h	m	1000 above NN		
Protection category [7])			IP65		
Insulation class (according to DIN VDE 0530 Part 1)			F		
Housing coat			Prime coat black in a/wRAL 9005		

[1]) Km is to be used for calculations with crest values (I_{dN}, I_{max}). For calculations with root-mean-square values (rated data), the torque constant K_m must be multiplied by a factor of $\sqrt{2}$.
[2]) Values determined according to EN 60034-1. Current and voltage specified as root-mean-square values.
[3]) Use the declared value in bracket for motors holding brake.
[4]) Applicable to REXROTH cables. Rated according to VDE0298-4 (1992) and installation type B2 according to EN 60204-1 (1993) at an ambient temperature of 40 °C.
[5]) Without blower unit.
[6]) If the limits specified are exceeded, the performance data must be reduced if necessary. For reduction factors, refer to the chapter entitled “Environmental Conditions”.
[7]) Provided the power and encoder cables are mounted properly

e-Servo

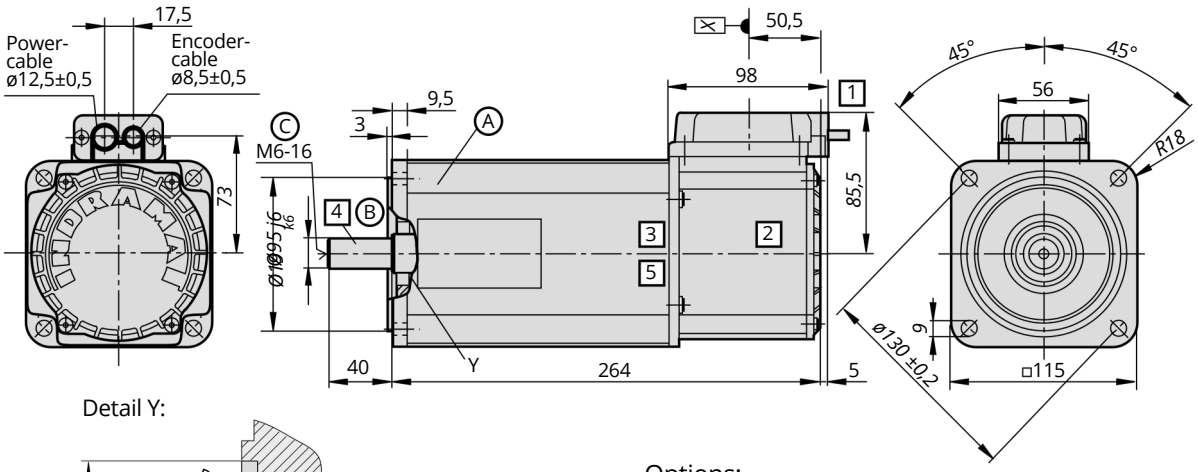

Detail Y:

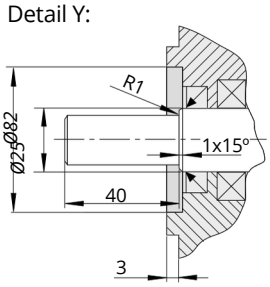

Ⓐ Motor as per DIN EN60034-7 ed. 1996-06, B5 for all mounting orientations.

Ⓑ
- Flange as per DIN 42948, ed. 11.65
- Position accuracy per concentricity, excentricity and coaxiality to shaft as per DIN 42955 toleranz class N, ed. 12.81

Ⓒ
- Shaft end per DIN 748 sec. 3, ed. 07.75, IEC 72, ed. 1971, cylindrical
- center drill hole DS M6 per DIN 332 sec. 2, ed. 05.83 max. screw tightening torque 5,0 Nm
- vibration severity level N per DIN VDE 0530 sec. 14, ed. 02.93

5 Cooling mode:
- natural convection (dim. see above)
- radial surface cooling

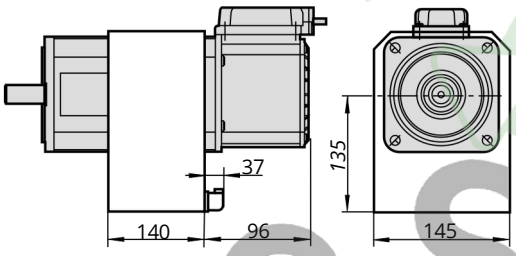

Possible arrangements:

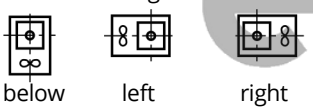

(looking from front onto motor shaft)

Options:

1 Output direction

The output direction of this box (power and encoder cables) is selected at the time of mounting. Possible directions are:

- to side A
- to side B

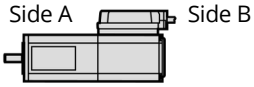

Side B is the output direction illustrated. The dimensions for side A as output direction can be obtained by turning the terminal box around the X axis.

2 Motor encoder
- Resolverfeedback (RSF)
- Resolverfeedback (RSF) with integal multiturn absolute encoder

The dimensions are identical.

3 Holding brake:
- without
- with

The dimensions are identical.

4 Output shaft
- plain shaft (preferred type)
- with keyway per DIN 6885 sheet 1, ed. 08.68 (Note! balanced with entire key!)

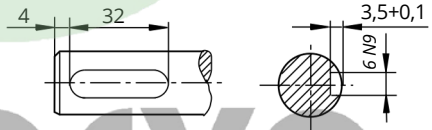

Matching keyway: DIN 6885-A 6 x 6 x 32, not Part of delivery.

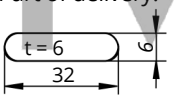

mb_mkd071ak_en.fh7

e-servo

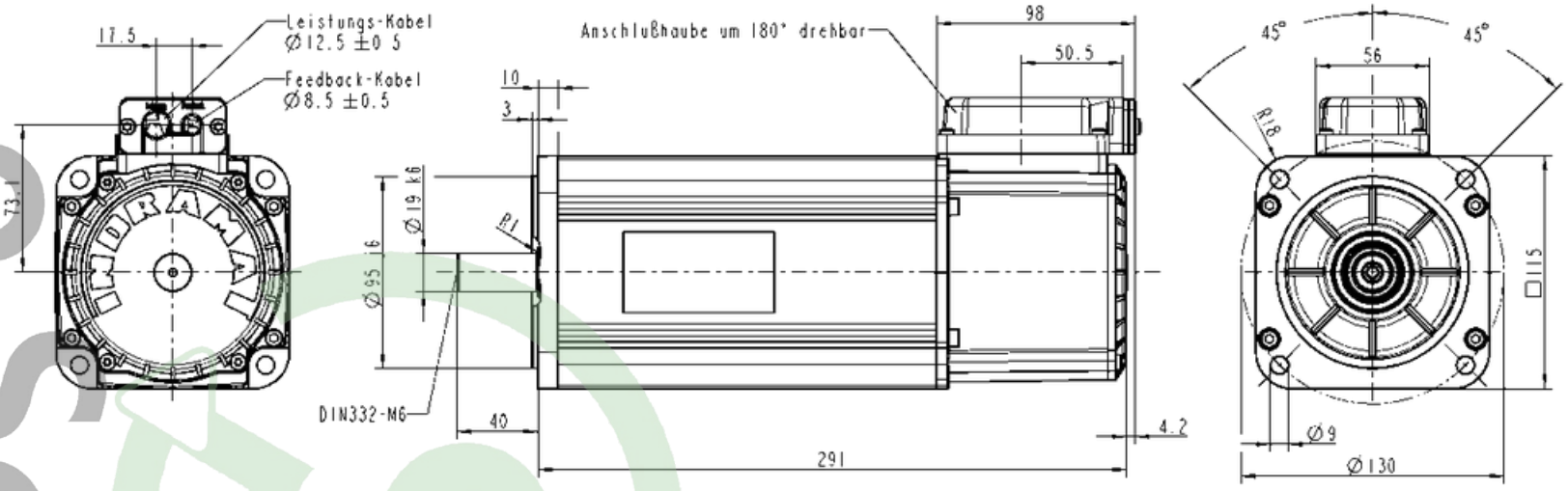

Motortyp	Drehzahl U/min	Drehmoment Nm	Trägheitsmoment kg cm²	Gewicht kg
MKD071B-061	4500	8.0	7.2	8.7

Schutzart: IP65
Einbaulage beliebig

Bremse: Haltemoment 10Nm
Gewicht kg
Trägheitsmoment kg cm²

Option Paßfedernut:

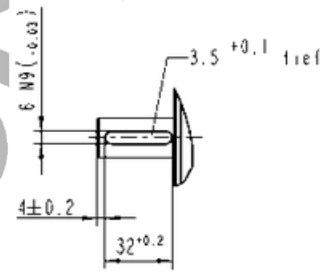

(mit ganzer Paßfeder gewuchtet)

Schutzvermerk DIN 34-1-D

	Datum	Name	Maßstab	c	Datum	Name	Änd.Nr.	Blatt	von	Benennung
verantwortl.	..	Weis	1:2	..	..	..	..	1	1	AC-SERVOMOTOR MKD071B-B.3
erst.typisch	2003-02-26	Klein		..		..				Zeich-Nr. 106-0265-3004-00
geschnitzt	..			..	..	..				
Rexroth Indramat			Ers. für					Änd.Nr. 0		Ers. durch .. Änd.Nr.

Zeichnung darf nur mit CAD geändert werden.

e-Servo